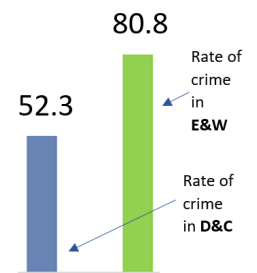


# Recorded crime in Devon and Cornwall

For the 12 months to 31<sup>st</sup> December 2020 compared to the year prior

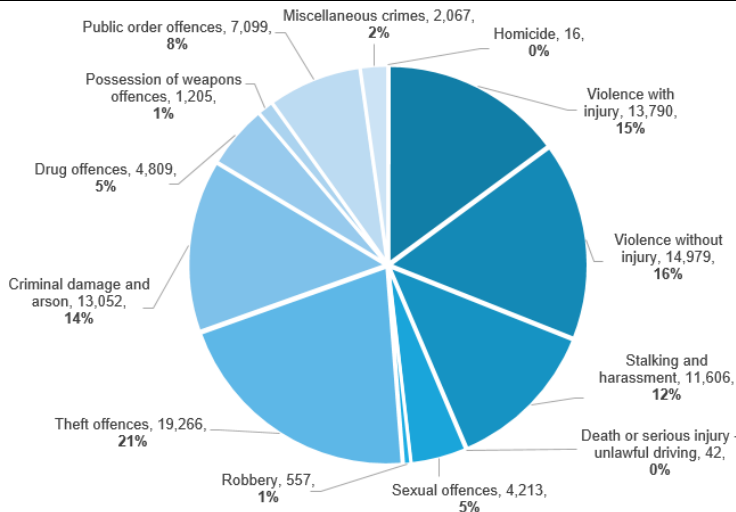
## Overview

- Devon and Cornwall have the third lowest rate of crime across England and Wales (out of 42 forces<sup>1</sup>)
- The third lowest rate of victim-based crime.
- The lowest rate of burglary offences.
- The sixth lowest rate of violence against the person.
- 92,701 crimes were recorded across Devon and Cornwall. This is equivalent to 52.3 crimes per 1000 resident population (compared to 80.8 across England and Wales).
- Total recorded crime decreased by 9.2% (around 9,000 offences) in Devon and Cornwall in the year, compared to a 9.9% decrease nationally.



**Important note:** The crime data for the 12 months to December 2020 is affected by 9 months of the Coronavirus (COVID-19) pandemic, including lockdown periods and varying restrictions on social movement. Around two thirds of the yearly 9.2% decrease were attributed to substantial falls in crime between March and June, particularly in April and May. Around one fifth of the yearly reduction also occurred in November and December. This reflects the increase in time people spent at home during the lockdown periods, a reduction in opportunities for theft in public spaces and the closure of the night-time economy.

## Crime Types



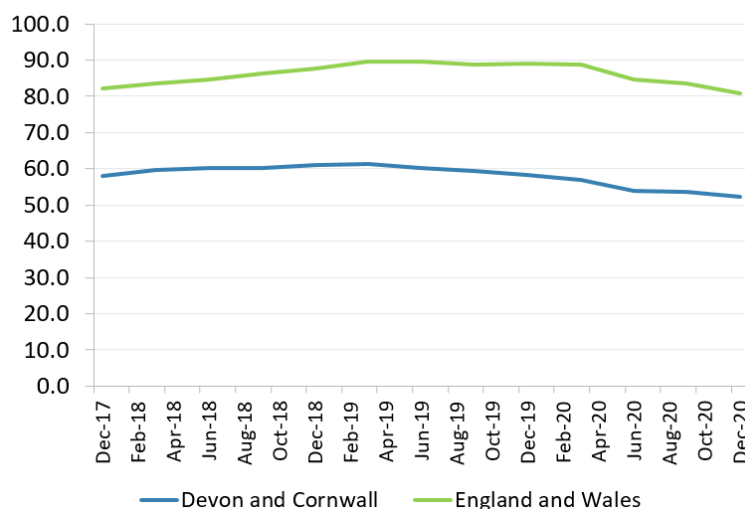
The 92,701 recorded crimes in Devon and Cornwall break down into specific crime types as shown.

In every category the Devon and Cornwall crime rate per 1,000 population is lower than the national rate (see detail overleaf).

- Domestic abuse accounted for 23% of all crimes.
- Alcohol was recorded as a factor in 16% of all crimes.
- 2% of crimes were hate crimes.

Volume and percentage of crime by crime type. Source: Office of National Statistics, December 2020.

## Trends



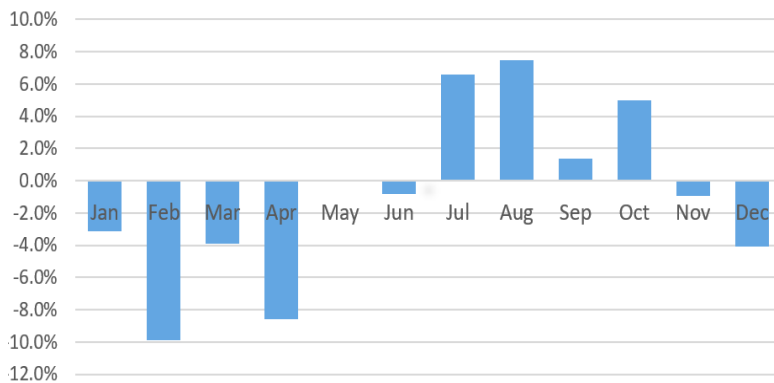
Between February 2017 and March 2018, we saw a large increase in recorded crime driven by increased reporting and better recording of crime.

The impact of these changes has plateaued, and recorded crime has started to reduce. In the last nine months this has been accelerated by the impacts of the Coronavirus (COVID-19) pandemic.

Monthly averages for recorded crime. Crime rate per 1000 resident population. Source: Office of National Statistics, December 2020



Seasonality



Crime is 8% higher in July, August, and September compared with the rest of the year.

Seasonal factors include weather, lighter nights, and the large influx of tourists that visit during the holiday periods.

3 Year trend adjusted average of seasonality: monthly average compared to the yearly average.

## Crime trends In Devon and Cornwall

	D&C rate <sup>2</sup>	National rate <sup>2</sup>	D&C trend	Extra Information
<p>Violence with Injury</p> <p>13,790</p>	7.8	8.3	<p>↓ -13%</p> <p>Down 9% nationally</p>	<p>This category includes a wide variety of offences which range in seriousness. Levels of violence with injury in Devon and Cornwall are below the national rate at 7.8 offences per 1000 population. There has been a 13% reduction in the number of recorded violence with injury offences over the past year, equating to a reduction of over 1,900 crimes. The impacts of the Coronavirus (COVID-19) pandemic and the closure of the night-time economy during much of this period are likely to have contributed to the decrease.</p> <p><b>Assault with injury:</b> accounts for 92% of violence with injury.</p> <p><b>Serious violence:</b> severe forms of violence such as murder, attempted murder, section 18 GBH and wounding have decreased by 13% to 506. Serious violence equates to 4% of all violence with injury offences.</p> <p><b>Alcohol:</b> is flagged as a factor in 34% of all violence with injury offences.</p> <p><b>Domestic abuse:</b> is identified as a factor in 40% of all violence with injury offences.</p>
<p>Violence without Injury (excl. Stalking and harassment)</p> <p>14,979</p>	8.5	11.8	<p>↓ -2%</p> <p>Down 3% nationally</p>	<p>Violence without injury is a broad category of offences which includes assault without injury, threats to kill and kidnapping. In the year period, violence without injury offences have decreased by 2% to 14,979 crimes.</p> <p><b>Alcohol:</b> is noted as a factor in 28% of violence without injury offences.</p> <p><b>Domestic abuse:</b> 38% of offences are flagged as being related to domestic abuse.</p>
<p>Stalking and harassment</p> <p>11,606</p>	6.5	9.9	<p>↑ +14%</p> <p>Up 22% nationally</p>	<p>There was a 14% increase in the number of reported stalking and harassment cases in the year period. Equating to around 1,300 more incidents this year, in comparison to last year. This may in part be due to improved recording practices, particularly with regard to malicious communication offences (which make up 45% of all stalking and harassment). The rate of stalking and harassment per 1000 population is still lower in Devon and Cornwall (6.5) when compared to the national figure (9.9).</p> <p><b>Domestic abuse:</b> 46% of all stalking and harassment is identified as domestic abuse. This has increased by 13% in comparison to the previous year.</p>



<p>Sexual offences</p> <p>4,213</p>	2.4	2.5	<p>↓ -4%</p> <p><i>Down 7% nationally</i></p>	<p>In the year period there were 1,566 recorded rapes, accounting for 37% of all reported sexual offences. 31% of recorded sexual offences are regarded as historic (historic refers to those cases where there is a gap of over one year between the offence occurring and it being reported to police).</p>
<p>Thefts</p> <p>19,266</p>	10.9	24.5	<p>↓ -28%</p> <p><i>Down 26% nationally</i></p>	<p><b>Burglary:</b> decreased by 26%.  <b>Theft from the person:</b> decreased by 51%  <b>Vehicle offences:</b> decreased by 29%.  <b>Shoplifting:</b> decreased by 34%  <b>Other theft offences:</b> decreased by 23%.            There was a large (28%) decrease in the number of recorded theft offences over the year period. There were 7,600 fewer crimes this year, in comparison to last year. These decreases are likely to be attributed to the lockdown periods and restrictions on social movement throughout the year. This reflects the increase in time people spent at home, closure of non-essential shops and a reduction in opportunities for theft in public places.</p>
<p>Robbery</p> <p>557</p>	0.3	1.1	<p>↓ -15%</p> <p><i>Down 25% nationally</i></p>	<p>Robbery decreased by 15% in Devon and Cornwall over the year period, equating to around 95 fewer crimes this year in comparison to last year. The robbery rate per 1,000 population is 0.3 robberies, which is 3.6x lower than the national rate (1.1). The majority (89%) of robberies in Devon and Cornwall occur in urban areas.</p>
<p>Criminal damage and arson</p> <p>13,052</p>	7.4	8.4	<p>↓ -10%</p> <p><i>Down 11% nationally</i></p>	<p>Criminal damage and arson has decreased by 10% in Devon and Cornwall over the year period. 71% of criminal damage and arson offences are committed in urban areas, equating to 9,293 crimes. 7% of offences related to business crime, equating to 864.  <b>Domestic abuse:</b> There has been a 5% decrease in criminal damage and arson related to domestic abuse, decreasing to 1,746 crimes.</p>
<p>Public order offences</p> <p>7,099</p>	4.0	8.1	<p>↓ -1%</p> <p><i>Up 5% nationally</i></p>	<p>Some anti-social behaviour incidents are now recorded as crimes (otherwise termed 'public order offences') due to changes in recording practices. Nonetheless, although a 5% increase was evident nationally, Devon and Cornwall experienced a 1% decrease in the number of recorded offences over the year period.            Around 13% (927) of public order offences are flagged as related to hate crime. This is a 6% increase on last year, rising to 927 crimes.</p>



<p>Anti-social behaviour incidents<sup>3</sup></p> <p>41,938</p>	23.7	31.1	<p>↑ +17%</p> <p>Up 36% nationally</p>	<p>Tackling anti-social behaviour (ASB) is a shared responsibility with local authorities and is led through Community Safety Partnerships. There was a 17% increase in the number of recorded ASB incidents over the year period, equating to 6,189 more incidents this year, in comparison to last year. This increase may reflect the reporting of Coronavirus breaches under the Public Health Act. Devon and Cornwall Police have counted these breaches as ASB incidents.</p> <p>The latest Crime Survey for England and Wales found that the majority (70%) of people perceived ASB levels in their local area to have stayed the same during the pandemic period. Although, of those interviewed between October 2020 and December 2020, over half stated they had noticed others breaching Coronavirus restrictions in their local area since the start of the outbreak.</p>
<p>Possession of weapons offences</p> <p>1,205</p>	0.7	0.8	<p>↑ +12%</p> <p>Down 5% nationally</p>	<p>Devon and Cornwall saw a 12% increase in the possession of weapons over the year period. Rates of possession offences will have been affected by increased proactive policing activity throughout the lockdown periods, including targeted operations and the use of stop and search powers. This is particularly in areas related to organised crime, drugs, and violence. There was a 15% increase in the possession of knives and bladed weapons in the year period, rising to 609 crimes. Possession of firearms decreased by 19%, to 78 offences.</p>
<p>Drug offences</p> <p>4,809</p>	2.7	3.4	<p>↑ +13%</p> <p>Up 15% nationally</p>	<p>Levels of recorded crime in this area will have been impacted by increased policing activity in Devon and Cornwall focused on the identification and targeting of drug operations. 49% of drug offences were linked to the possession of cannabis, of which has increased by 3% to 2,352 crimes. 26% of offences relate to the trafficking of drugs, which increased by 43% over the year to 1,234 crimes.</p>
<p>Knife crime</p> <p>560</p>	0.3	0.8	<p>↑ +16%</p> <p>Down 9% nationally</p>	<p>Knife crime is a broad category which incapsulates a number of offences involving a knife or similar bladed object. Examples of crime types that are included in this category include threats to kill, attempted murder and robbery. Whilst Devon and Cornwall experienced a 16% increase (76 crimes) in the number of knife crime offences over the year period, this should be considered against the rate of offences (0.3), which is still considerably lower than the national rate (0.8). Out of 43 forces, Devon and Cornwall have the fourth lowest rate of knife crime.</p>
<p>Other offences</p> <p>2,067</p>	1.2	1.9	<p>↑ +1%</p> <p>Up 4% nationally</p>	<p>This is a broad catalogue of offences. It includes offences such as obscene publications, dangerous driving, possession with intent to commit criminal damage, and perverting the course of justice.</p>

<sup>1</sup>There are 43 police forces across England and Wales. However, crime rates are not stated for the City of London in the Office of National Statistics data due to its low resident population. <sup>2</sup>The crime rate is expressed as per 1000 resident population. The national rate includes British Transport Police. This statistical release includes crime recorded during the Covid-19 lockdown period (March – December 2020). As such, national rates of crime, and crime rates in Devon and Cornwall, will appear lower than in previous years. <sup>3</sup>Cases of anti-social behaviour are categorised as incidents, not as crimes.