



**Devon & Cornwall Police**  
Building safer communities together

# Chief Constable's Performance Report

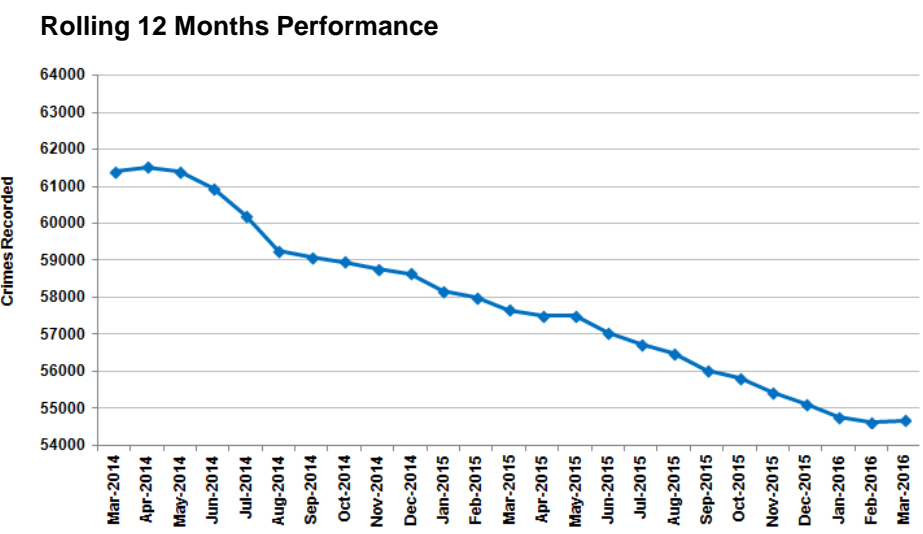
April 2016

**We detect and prevent  
harm; protect the  
vulnerable and reduce  
crime**



# Headline Measures: Victim Based Crime

Attainment: Improvement in performance is expected



## Definitions

- Homicide
  - Violence with/without injury
  - Robbery
  - Burglary dwelling/non-dwelling
  - Vehicle offences
  - Shoplifting
  - Other theft
  - Criminal damage
- (All excluding domestic abuse and/or hate crime)

## Supporting Information

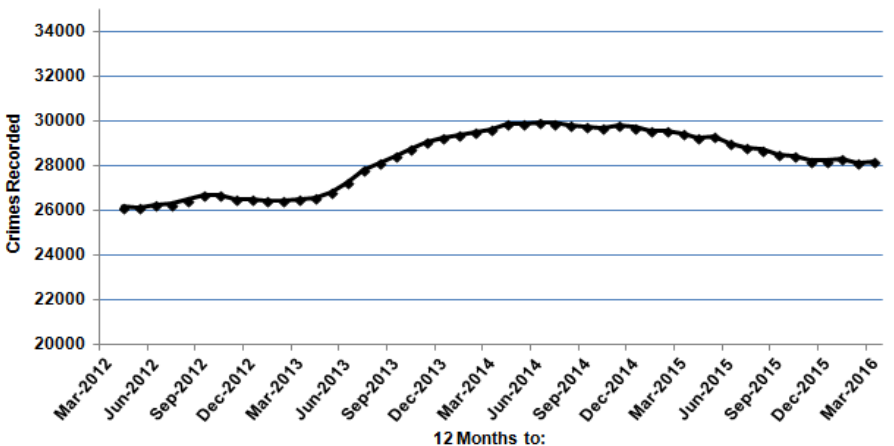
- Long term reductions in acquisitive crime (burglary, robbery and vehicle crime)
- Reductions in criminal damage and other theft over time
- Reduction in shoplifting
- Performance challenges: violence without injury

Outcome 1: To make our area a safer place to live, work and visit – reducing the likelihood that people will become victims of crime

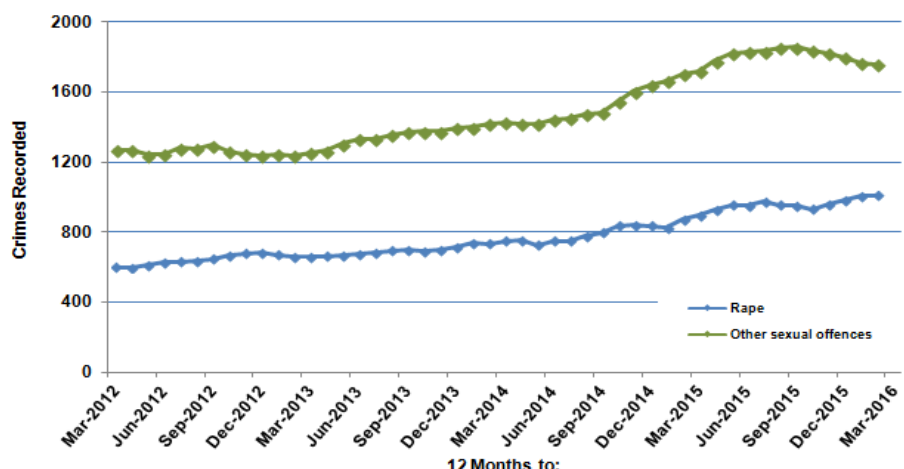
# Headline Measures – Vulnerable Victims

Attainment: Increased public confidence to report

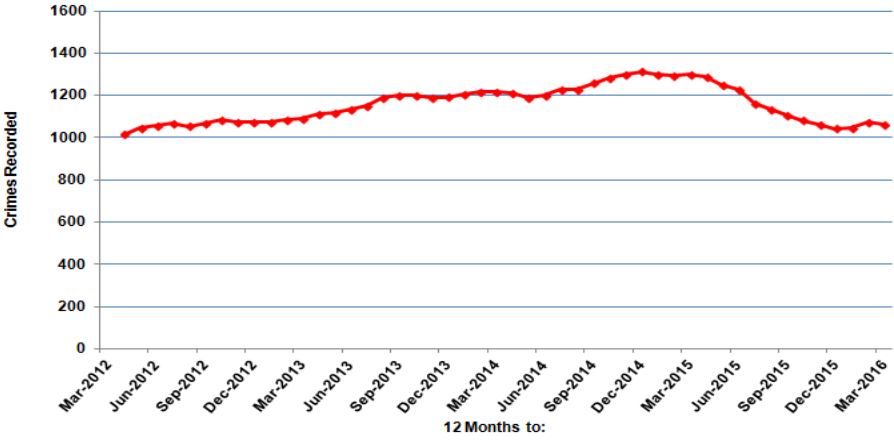
Rolling 12 Months number of recorded domestic abuse crimes and enquires



Rolling 12 Months number of recorded rape and other sexual offences



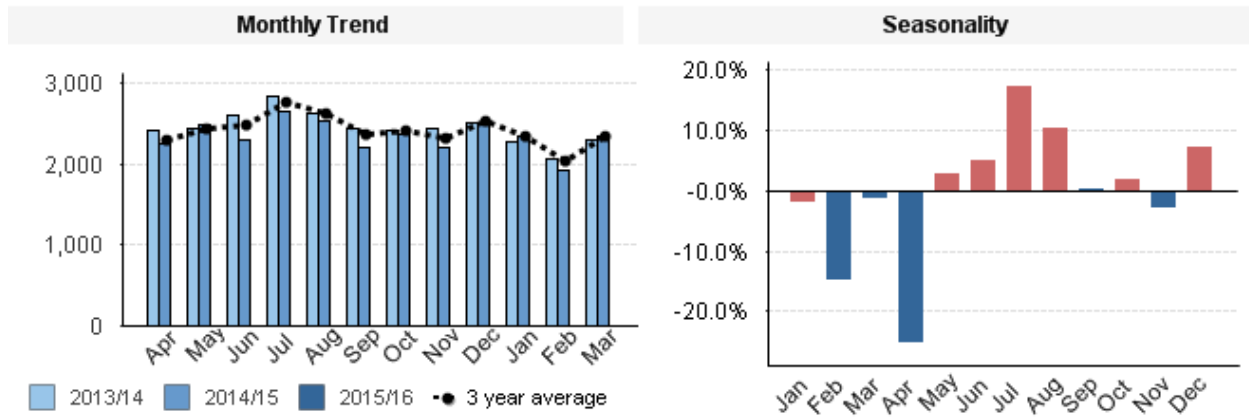
Rolling 12 Months number of recorded hate crimes (and incidents)



# Headline Measures – Domestic Abuse

## Domestic Abuse

- Increase in Crime up by 2.8% (298 crimes)
- Reduction in Enquiries down by 8.2% (1,546 enquiries)



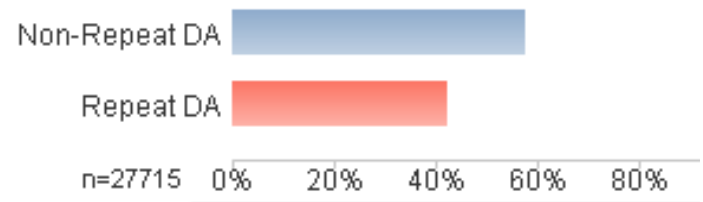
## Risk

Risk	Current 12 months		Previous 12 months	
High	1905	6.7%	1935	6.5%
Medium	7601	26.6%	7538	24.6%
Standard	17496	61.2%	18518	62.0%

## Outcomes (1<sup>st</sup> April 2015 to 7<sup>th</sup> March 2016)

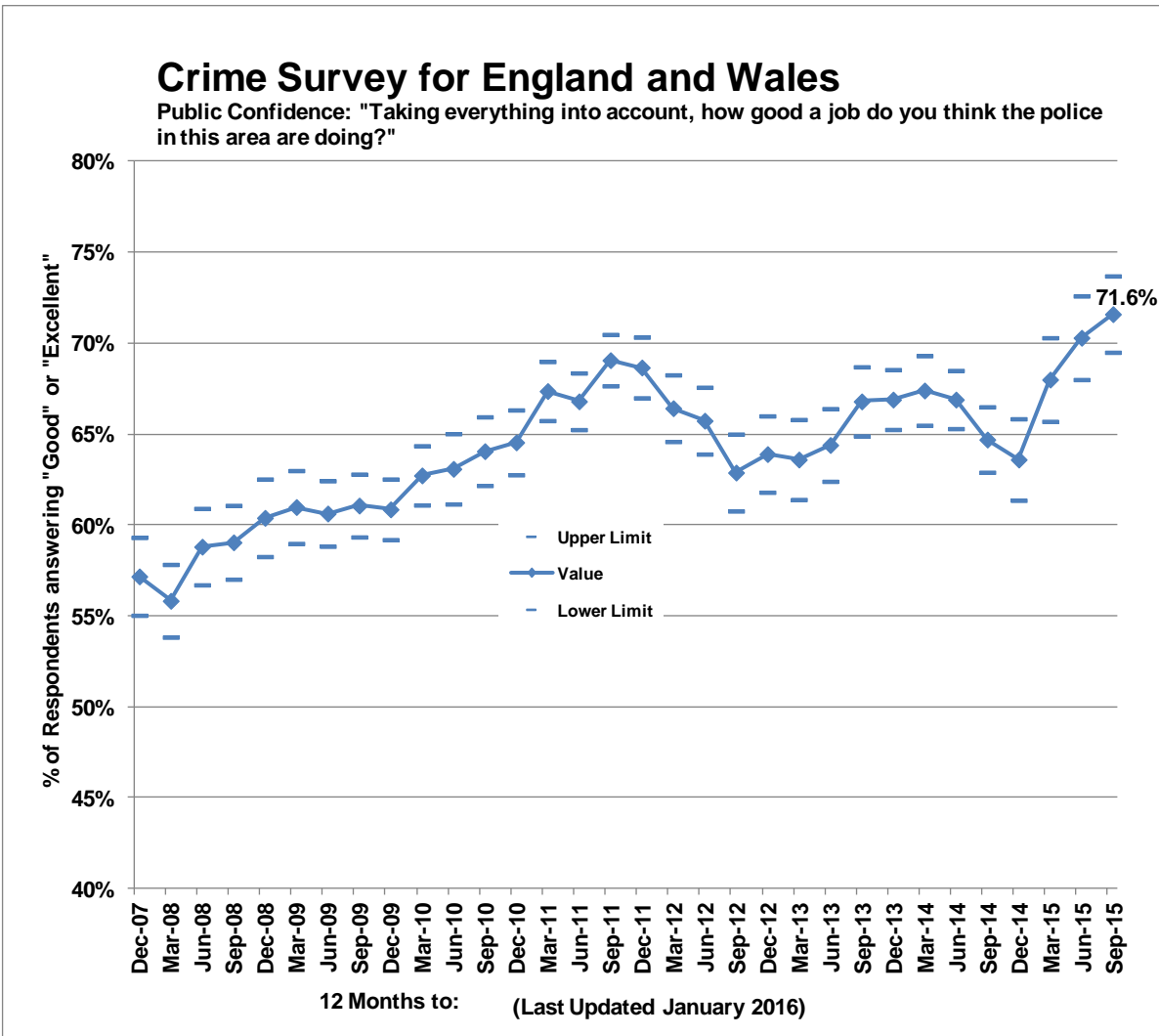
Outcome	% of crimes with outcome			Repeat Victim
	High	Medium	Standard	
Investigation ongoing	8.1%	9.6%	8.4%	8.9%
Investigation complete	0.1%	0.4%	1.2%	0.5%
Prosecution/action not in interest/time limit	1.1%	1.0%	1.2%	1.3%
Evidential difficulties - suspect identified	42.7%	60.9%	70.3%	56.6%
Evidential difficulties - suspect not identified	0.1%	0.5%	1.2%	0.4%
Prosecution prevented	0.5%	0.6%	0.3%	0.3%
Offender outcome	47.3%	26.9%	17.0%	31.9%

## Repeat victims



# Headline Measures – Public Confidence

Attainment: Current good performance should be maintained



Confidence Levels:

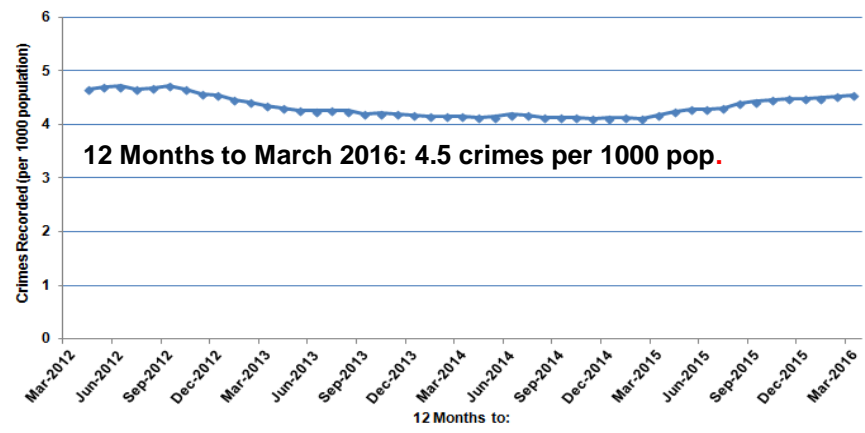
- Current Confidence levels are the highest the Force has achieved, since the recording of this measure began, and highest nationally

# Headline Measures – Violent Crime

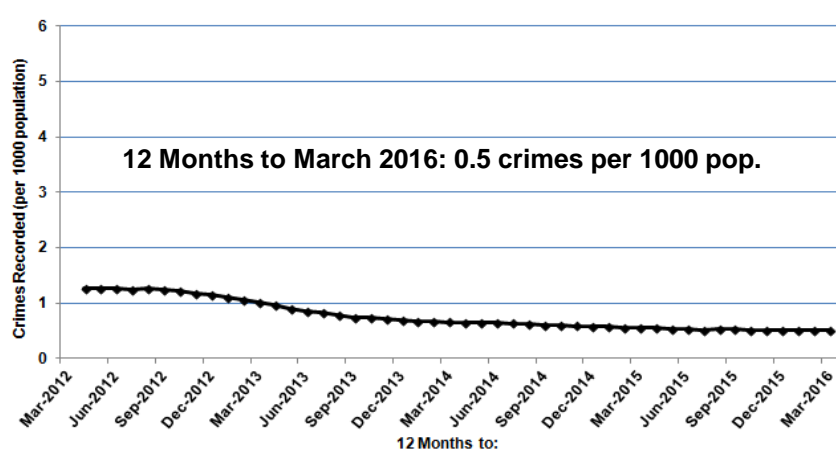
Crimes per 1000 population, excluding domestic abuse

Attainment: Improvement in performance is expected

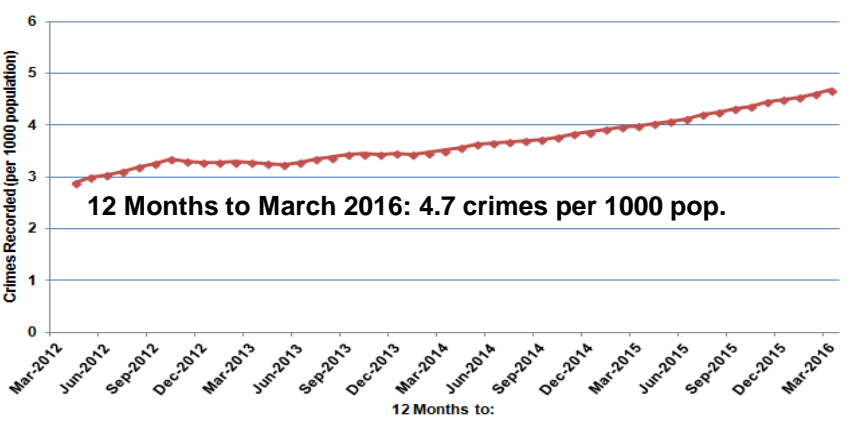
Rolling 12 Months number of recorded violence with injury offences



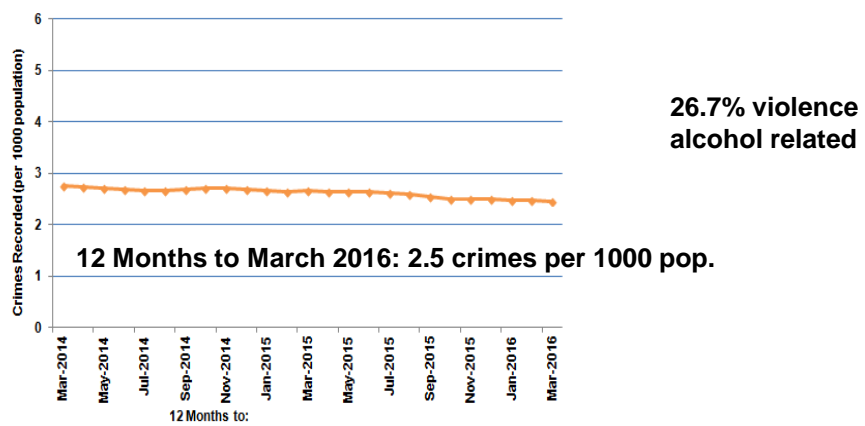
Rolling 12 Months number of recorded most serious violence



Rolling 12 Months number of recorded violence without injury offences



Rolling 12 Months number of recorded alcohol-related violence offences. (Note: Alcohol flag introduced in April 2013)



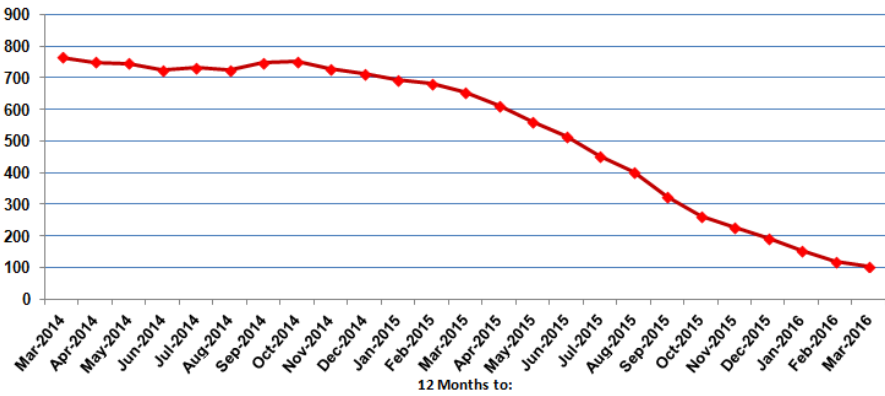


# Headline Measures – Mental Health and File Quality

Attainment: Transformation of performance is required

## Number of vulnerable adults and children held in police cells as a result of S136 Mental Health Act

Rolling 12 Months



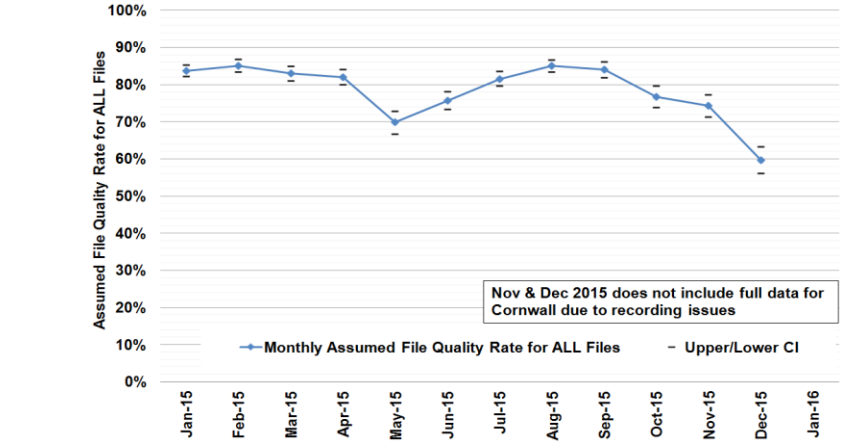
## Monthly



## File Quality Improvement - All Cases (Assumed Pass Rate)

**Please Note:** The drop in the rate seen in December 2015 is due to the File Quality review team and recording processes in relation to file quality being under development. This will continue to affect the rate whilst the changes are implemented and refined and should be taken into account when interpreting the data from this point onwards.

## Monthly



## National TSJ Data – Quarter 3 2015/16

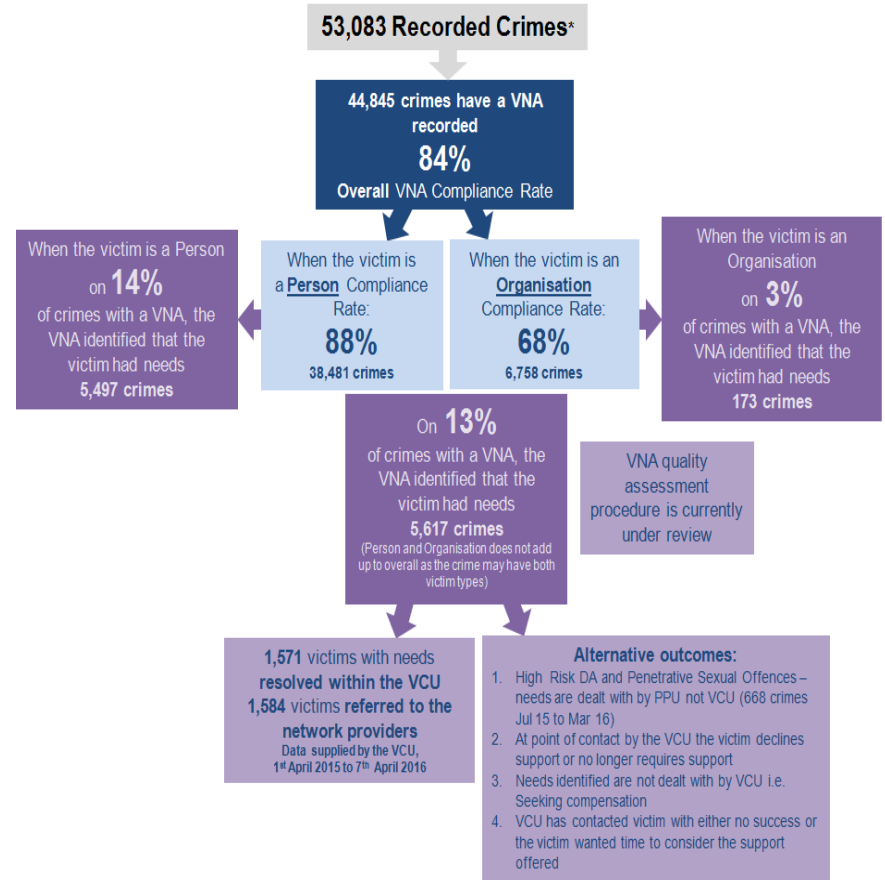
Top 10 Positions in Quarter 3 2015-16:	Measures of particular concern in Quarter 3 2015-16:
<p><b>2<sup>nd</sup></b> nationally for <b>Guilty Plea at First Hearing Rate</b> (77.3%) National position <u>improved</u> from 8<sup>th</sup> (74.6%) in Quarter 2</p>	<p><b>39<sup>th</sup></b> (42.6%) Nationally for <b>Vacated Trial Rate</b> National position <u>fallen</u> from 37<sup>th</sup> (38.5%) in Quarter 2</p>
<p><b>7<sup>th</sup></b> nationally for <b>Dropped at First Hearing Rate</b> (41.0%) National position <u>improved</u> from 11<sup>th</sup> (36.7%) in Quarter 2</p>	<p><b>39<sup>th</sup></b> nationally for <b>Either-Way Completed in MC Rate</b> (57.1%) National position <u>fallen</u> from 35<sup>th</sup> (59.9%) in Quarter 2</p>
<p><b>9<sup>th</sup></b> nationally for <b>Average Days from Charge to First Listing</b> (15.1%) National position <u>improved</u> from 12<sup>th</sup> (14.9%) in Quarter 2</p>	<p><b>35<sup>th</sup></b> nationally for <b>Ineffective Trial Rate</b> (21.1%) National position <u>fallen</u> from 17<sup>th</sup> (16.4%) in Quarter 2</p>
<p><b>Measures Previously Top 10 (in Quarter 2 2015-16):</b></p>	<p><b>32<sup>nd</sup></b> nationally for <b>Police-charged Discontinuance Rate</b> (10.3%) National position <u>improved</u> from 36<sup>th</sup> (10.4%) in Quarter 2 <i>but still of concern.</i></p>
<p><b>Cracked Trial Rate</b> national position <u>fallen</u> from 9<sup>th</sup> (36.1%) in Quarter 2 to 17<sup>th</sup> (40.9%) in Quarter 3.</p>	<p><b>32<sup>nd</sup></b> nationally for <b>Overall Discontinuance Rate</b> (11.9%) National position <u>improved</u> from 33<sup>th</sup> (12.4%) in Quarter 2 <i>but still of concern.</i></p>
<p><b>Effective Trial Rate</b> national position <u>fallen</u> from 10<sup>th</sup> (47.5%) in Quarter 2 to 32<sup>nd</sup> (37.9%) in Quarter 3.</p>	<p><b>32<sup>nd</sup></b> nationally for <b>Effective Trial Rate</b> (37.9%) National position <u>fallen</u> from 10<sup>th</sup> (47.5%) in Quarter 2</p>
	<p><b>32<sup>nd</sup></b> nationally for <b>Contests Hearings per Case</b> (3.77) National position <u>fallen</u> from 29<sup>th</sup> (3.90) in Quarter 2</p>



# Headline Measures – Victim Care

Attainment: Transformation of performance is required

1<sup>st</sup> July 2015 to 31<sup>st</sup> March 2016



### Victim Care Unit

- Launched April 2015
  - 62 commissioned services - Voluntary and Community sector
  - Website launched ([www.victimcaredevonandcornwall.org.uk](http://www.victimcaredevonandcornwall.org.uk))
  - Victims of Crime Leaflet
  - Victims Needs Assessment (VNA) developed and implemented
  - Victim Codes
- Analysis shows that VNA compliance for the first **3 months post implementation** was **significantly lower** than subsequent months as the process was ‘bedding in’. **April to June 2015 data has therefore been excluded from the performance monitoring framework.**

**\*VNA Compliance Rate**  
Recorded crimes only.  
Excludes crimes that have been transferred or cancelled (previously known as No Crimes).  
Excludes crimes where the only victim is Regina and excludes crimes where there is no victim.  
Compliance is based on the number of crimes, as above, with a VNA on UNIFI.



# Headline Measures - Volunteering

Attainment: Minimum of 150,000 hours required

**Number of hours of service provided by special constables**

Special Constabulary	As at:					
	31st December					31st March
	2011	2012	2013	2014	2015	2016
<b>Specials Strength</b>	<b>673</b>	<b>595</b>	<b>546</b>	<b>632</b>	<b>592</b>	<b>564</b>

Hours		12 months to:	
		February 2015	February 2016
	Operational Duties	76840	104961
	Non-Operational Duties	10015	14595
	Training	10638	13366
	<b>Total Hours</b>	<b>97493</b>	<b>132922</b>
	% Training	10.9%	10.1%
	Avg Hours Worked (Year)	165	236
	Avg Hours Worked (Month)	14	20

Attainment: Transformation of performance is required

**Number of/hours donated by volunteers**

No. of Volunteers	As at:					
	31st December					31st March
	2011	2012	2013	2014	2015	2016
	110	292	430	550	540	528

Most recent figures captured for recorded hours volunteered as at 11/11/2015 is 12,125.45 hours